



Document Number	V02_180828
-----------------	------------

# Product specification

LSUM 048R6C 0166F EA DC



# Product specification

## ■ Specification

### 1. Primary specification

Part number	Capacitance (F)	Max. ESR (mΩ)_DC	Max. Current (A) <sup>1</sup> Non-repeated (Calculated value)	Leakage Current (mA)
LSUM 048R6C 0166F EA DC	166	5	2,200	< 5 (For active), < 27 (For passive)

### 2. Power & Energy

Part number	Usable Specific Power, P <sub>d</sub> (W/kg) <sup>2</sup>	Impedance Match Specific Power, P <sub>max</sub> (W/kg) <sup>3</sup>	Energy Density (Wh/kg)	Max. Stored Energy (Wh)
LSUM 048R6C 0166F EA DC	4,000	8,400	3.9	54.5

### 3. Standard & Reliability

Rated Voltage	48.6V		
Max. Voltage <sup>4</sup>	51.3V		
Maximum series Voltage	750V		
Capacitance Tolerance	0% / +20%		
Operating temperature range	-40 ~ 65 °C		
Storage temperature range	-40 ~ 70 °C		
Max. continuous current <sup>5</sup>	ΔT = 15 °C	80A	
	ΔT = 40 °C	130A	
Endurance Life (65 °C)	1,500 Hours		
	Capacitance change	Within 20% of initially specified value	
	ESR change	Within 100% of initially specified value	
Projected Life Time (25°C)	10 Years at rated voltage		
	Capacitance change	Within 20% of initially specified value	
	ESR change	Within 100% of initially specified value	
Projected Cycle Life (25°C) <sup>6</sup>	1,000,000 Cycles		
	Capacitance change	Within 20% of initially specified value	
	ESR change	Within 100% of initially specified value	
Shelf Life (25 °C)	4 Years stored uncharged state		
Certifications	ROHS, UL810A		

### 4. Monitoring

Part number	Temperature sensor	Temperature interface	Connector	Cell voltage monitoring	Balancing
LSUM 048R6C 0166F EA DC	NTC Thermistor	Analog	Deutsch DTM	Over Voltage Alarm	Active or Passive

\*Remarks

1) The stated maximum peak current should not be used in normal operation and is only provided as a reference value.

2) Usable specific power

$$P_d = \frac{0.12 \times V^2}{ESR \times mass}$$

3) Impedance match specific power

$$P_{max} = \frac{V^2}{4 \times ESR \times mass}$$

4) Non repeated, not to exceed 1sec.

5) Initial state value.

6) Actual cycle value can be subject to various application conditions.

# Product specification

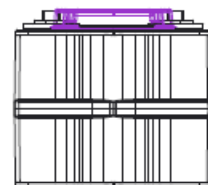
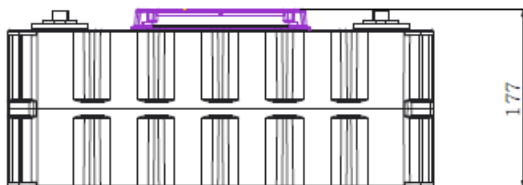
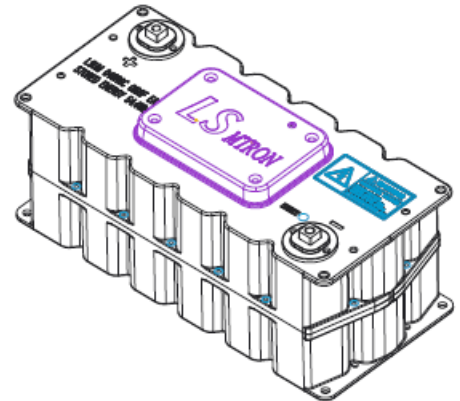
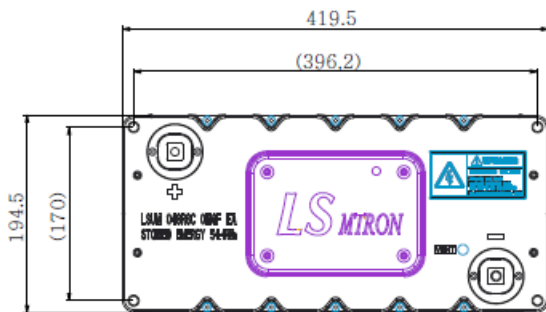
## ■ Safety & Physical Protection

Part number	Isolation voltage (DC)	Short circuit current(A) <sup>7</sup>	Power Terminals	Recommended Torque - Terminal	Environmental Protection <sup>8</sup>	Shock & vibration Protection <sup>8</sup>
LSUM 048R6C 0166F EA DC	2.5kV	9,700	M8 / M10	20 / 30 Nm	IP 65	IEC61373

Dimension in mm (not to scale)

## ■ Geometric properties

Part number	Dimension (mm)			Max. Weight (kg)
	Length	Width	Height	
LSUM 048R6C 0166F EA DC	194.5±1.0	419.5±1.0	177±1.0	14.0



\*Remarks

7) Calculated value. Do not use as an operating current.

8) This value is for a test with limited conditions and may be different under actual conditions.